Firmware Update Guide

XB Fighting Board

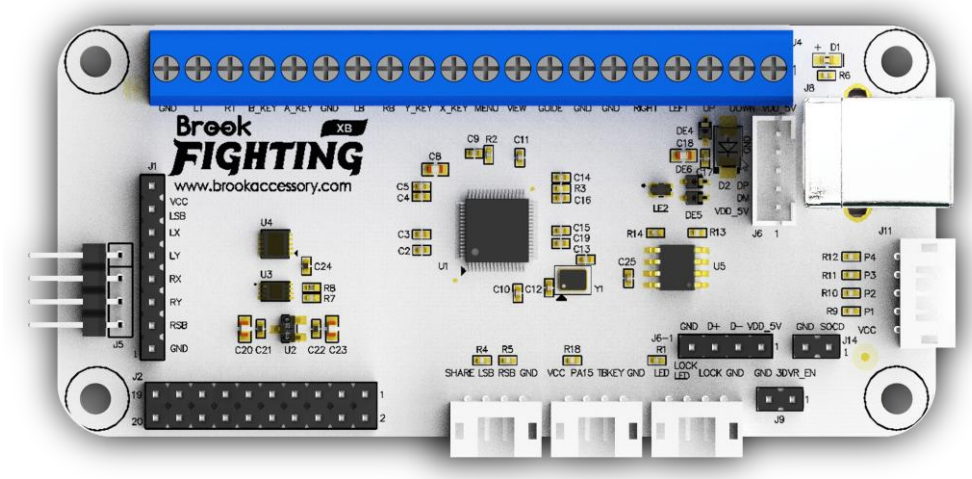

© Brook All Rights Reserved. www.brookaccessory.com May 2021

This document describes how to update the firmware of Brook XB Fighting Board.

⚠ **NOTE :** The update must be done on a PC; it cannot be done on a console.
⚠ **NOTE :** Make sure your PC is connected to the internet.
⚠ **NOTE :** You may try to disable antivirus, or run the program as administrator.

STEP 1 Download the update file from "**Download**" on Brook website:

www.brookaccessory.com



STEP 2 Hold down PS and SHARESELECT and plug the board to PC

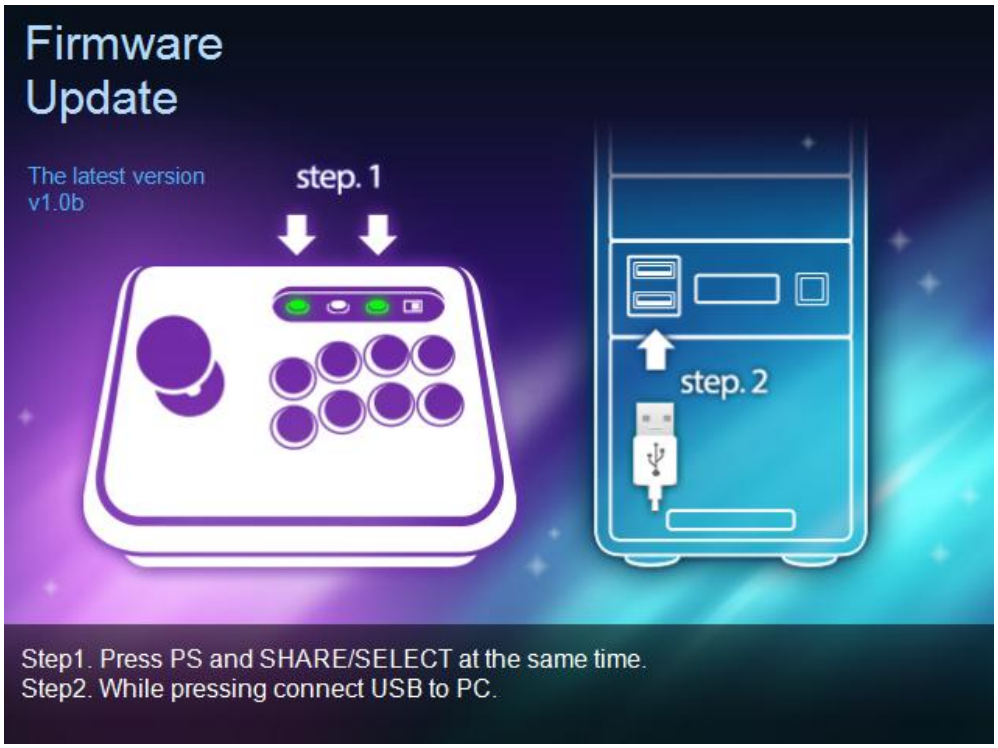

STEP 3 Click START

STEP 4 **DO NOT** disconnect during the update process



© Brook All Rights Reserved. www.brookaccessory.com May 2021

STEP 5 The following screen will be shown when the update has successfully finished.

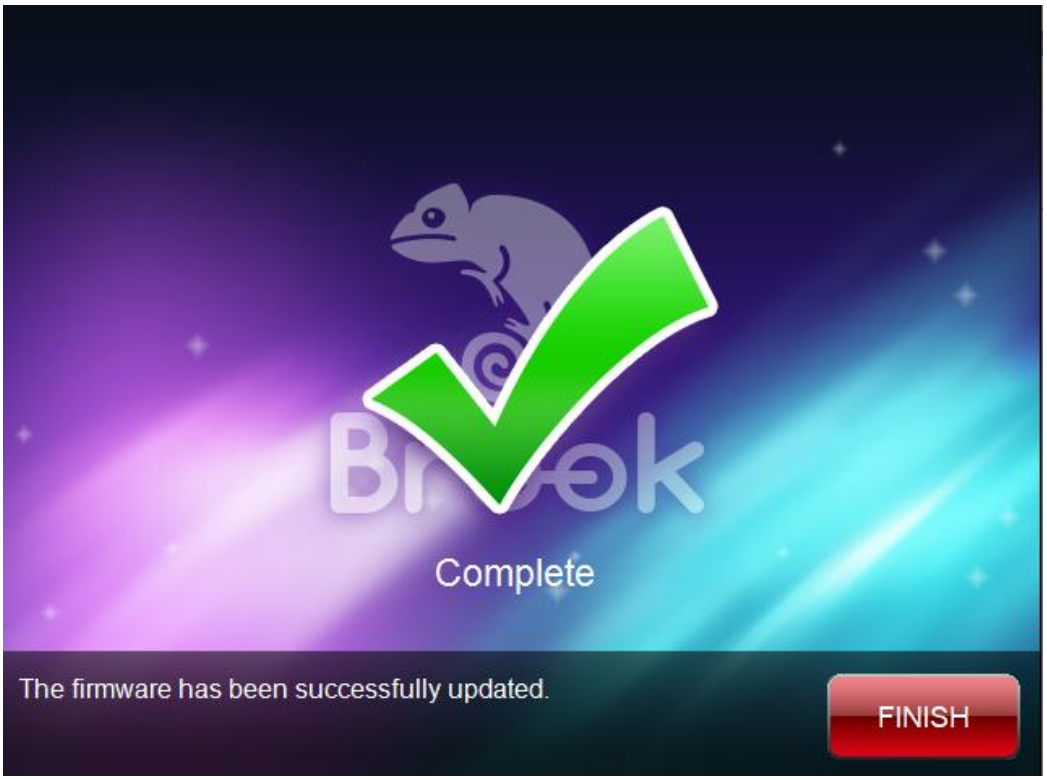

STEP 6 In case firmware update fails, the following screen will show, and please try to redo the setup from the beginning.

We recommend that you visit our website www.brookaccessory.com and download the update file again before restarting the update.

© Brook All Rights Reserved. www.brookaccessory.com May 2021